Cutting parameters for GM series end mills

GM-4F-G★GM-4FL-G

Workpiece material	Cast iron, Nodular cast iron		Carbon steel, Alloy steel ~750N/mm²		Carbon steel, Alloy steel ~30HRC		Pre-hardened steel, quenched and tempered steel ~40HRC		Stainless steel		Pre-hardened steel, quenched and tempered steel ~50HRC	
Diameter (mm)	Rotating speed (min^{-1})	Feed speed (mm/min)	Rotating speed (min^{-1})	Feed speed (mm/min)	Rotating speed (min^{-1})	Feed speed (mm/min)	Rotating speed (min^{-1})	Feed speed (mm/min)	Rotating speed (min^{-1})	Feed speed (mm/min)	Rotating speed (min^{-1})	Feed speed (mm/min)
1	20000	160	20000	160	20000	125	20000	125	20000	55	20000	95
2	15000	250	15000	250	15000	230	15000	220	11150	65	13000	140
3	14000	430	14000	430	13000	400	10600	330	7500	80	8500	260
4	10800	440	10800	440	10000	400	8000	335	5500	80	6500	265
5	8200	460	8200	460	7600	420	6400	355	4500	80	5000	280
6	7000	470	7000	470	6400	435	5300	360	3700	85	4200	285
8	5200	465	5200	465	4800	430	4000	360	2800	85	3200	290
10	4200	460	4200	460	3800	420	3200	355	2200	85	2500	275
12	3500	460	3500	460	3200	420	2650	355	1850	80	2100	275
14	3000	430	3000	430	2700	400	2300	330	1600	80	1800	260
16	2600	430	2600	430	2400	400	2000	330	1400	80	1600	260
18	2300	420	2300	420	2100	390	1800	325	1250	70	1400	255
20	2050	420	2050	420	1900	390	1600	325	1100	70	1250	255

Maximum cutting depth

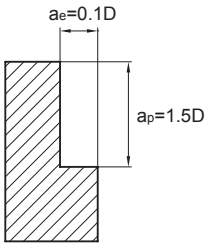

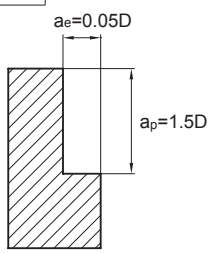

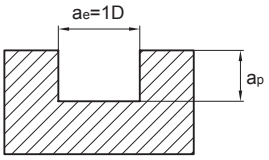

Diameter range	Cutting depth a_p
Ø1≤D<Ø3	0.15D
Ø3≤D	0.3D

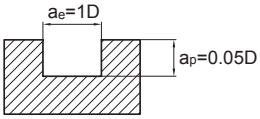

1.Please select high-precision machine and tool holder.
2.Please use air blow or cutting liquid with high mist retardant property.
3.Down milling is recommended in the case of side milling.
4.When the machine rigidity and workpiece fixture stability is low, vibration and abnormal noise may be generated. Please reduce the rotating speed and feed speed stated above correspondingly.
5.Make overhang of tool as short as possible in conditions of non-interference.

GM-4EX-G

Workpiece material	Cast iron, Nodular cast iron		Carbon steel, Alloy steel ~750N/mm^2		Carbon steel, Alloy steel ~30HRC		Pre-hardened steel, quenched and tempered steel ~40HRC		Stainless steel		Pre-hardened steel, quenched and tempered steel ~50HRC	
Diameter (mm)	Rotating speed (min^{-1})	Feed speed (mm/min)	Rotating speed (min^{-1})	Feed speed (mm/min)	Rotating speed (min^{-1})	Feed speed (mm/min)	Rotating speed (min^{-1})	Feed speed (mm/min)	Rotating speed (min^{-1})	Feed speed (mm/min)	Rotating speed (min^{-1})	Feed speed (mm/min)
6	5800	475	5800	475	5300	430	4250	340	2650	70	3600	290
8	4400	475	4400	475	4000	430	3180	340	2000	70	2700	290
10	3500	460	3500	460	3200	420	2550	330	1600	70	2150	280
12	2900	460	2900	460	2650	420	2120	330	1350	70	1800	280
16	2200	430	2200	430	2000	390	1590	315	1000	65	1350	260
20	1750	430	1750	430	1600	385	1270	310	800	60	1050	255
Maximum cutting depth	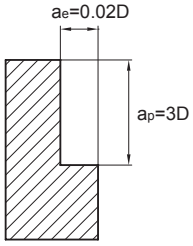											

1.The above table shows the standard value of side milling. When milling slot, 50%~70% of rotating speed and 40%~60% of feed speed stated above are recommended as standard.
2.Please select high-precision machine and tool holder.
3.Please use air blow or cutting liquid with high mist retardant property.
4.Down milling is recommended in the case of side milling.
5.When the machine rigidity and workpiece fixture stability is low, vibration and abnormal noise may be generated. Please reduce the rotating speed and feed speed stated above correspondingly.
6.Make overhang of tool as short as possible in conditions of non-interference