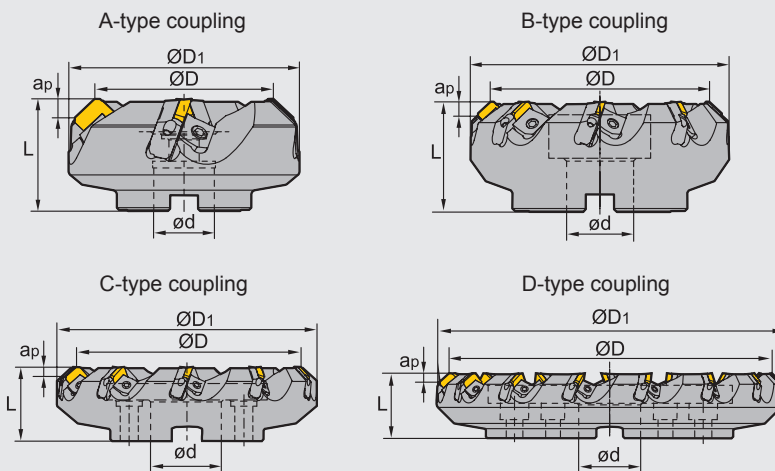


Face milling tools

Kr:45°



FMA03 P M K



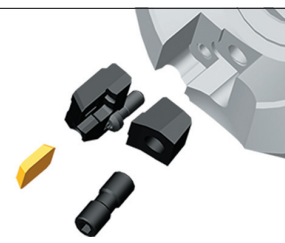
Specification of tools

Type	Stock		Basic dimensions(mm)					Number of teeth Z	Type of coupling	Weight (kg)
	R	L	ØD	ØD ₁	ød	L	ap _{max}			
FMA03 -080-A27-SE12-04	▲	△	80	103	27	50	5.5	4	A	1.8
-100-B32-SE12-05	▲	△	100	122	32	50	5.5	5	B	2.4
-125-B40-SE12-06	▲	△	125	147	40	63	5.5	6	B	4.4
-160-B40-SE12-08	▲	△	160	181	40	63	5.5	8	B	6.4
-200-C60-SE12-10	▲	△	200	221	60	63	5.5	10	C	8.5
-250-C60-SE12-12	▲	△	250	270	60	63	5.5	12	C	14.1
-315-D60-SE12-15	▲	△	315	353	60	63	5.5	15	D	22.2
-080-A27-SE15-04	▲	△	80	103	27	50	7.5	4	A	1.7
-100-B32-SE15-05	▲	△	100	122	32	50	7.5	5	B	2.3
-125-B40-SE15-06	▲	△	125	147	40	63	7.5	6	B	4.2
-160-B40-SE15-08	▲	△	160	181	40	63	7.5	8	B	6.1
-200-C60-SE15-10	▲	△	200	221	60	63	7.5	10	C	8.3
-250-C60-SE15-12	▲	△	250	270	60	63	7.5	12	C	13.6
-315-D60-SE15-15	▲	△	315	353	60	63	7.5	15	D	21.8

▲ Stock available △ Make-to-order

Spare parts

Diameter ØD	Inserts	Locator	Wedge	Wedge screw	Locator screw	Wrench
Ø80-Ø315	SE12	LSE12R/L	W05R/L	DM8×21X	LOM5×15.1	WT20T WH40T
Ø80-Ø315	SE15	LSE15R/L	W01R/L			



Tools code key → B24-B25

Grade selection guide → B19-B23

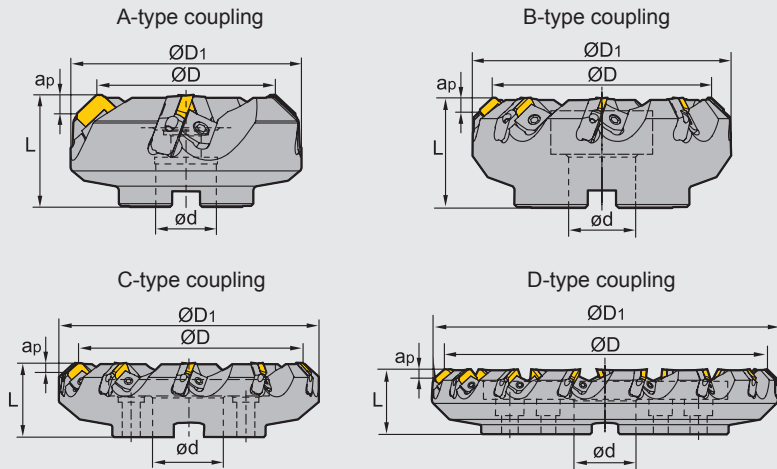
Technical data → B234-B240

Face milling tools

Kr:45°



FMA03A P M K



Specification of tools

Type	Stock		Basic dimensions(mm)						Number of teeth Z	Type of coupling	Weight (kg)
	R	L	ØD	ØD ₁	ød	L	apmax				
FMA03A -160-B2.00"-SE12-08R/L	▲	△	160	177	2.00"	63	5.5	8	B	6.9	
-200-C1.875"-SE12-10R/L	▲	△	200	217	1.875"	63	5.5	10	C	9.1	
-250-C1.875"-SE12-12R/L	▲	△	250	267	1.875"	63	5.5	12	C	14.6	
-315-C1.875"-SE12-14R/L	▲	△	315	332	1.875"	63	5.5	14	C	22.7	
-350-C1.875"-SE12-16R/L	▲	△	350	367	1.875"	63	5.5	16	C	28.9	
-250-C1.875"-SE15-12R/L	▲	△	250	267	1.875"	63	7.5	12	C	7.3	
-315-C1.875"-SE15-14R/L	▲	△	315	340	1.875"	63	7.5	14	C	9.5	
-350-C1.875"-SE15-16R/L	▲	△	350	370	1.875"	63	7.5	16	C	15.1	

▲Stock available △Make-to-order

1.875"=47.625mm 2.00"=50.8mm

Cutter diameter Insert type Left cutter
FMA03A - 160 - B2.00" - SE12 - 08R/L
 Cutter type Coupling type Right cutter

Spare parts

Diameter ØD	Inserts	Shim	Wedge	Wedge screw	Insert screw	Wrench
Ø160-Ø350	SE□□12□□□□ SE□□15□□□□	S15BSX	W27R/L	DM10X21X	M4X10-S12B	WH50T

Tools code key
B24-B25

Grade selection guide
B19-B23

Technical data
B234-B240

Indexable milling tools

Face milling tools