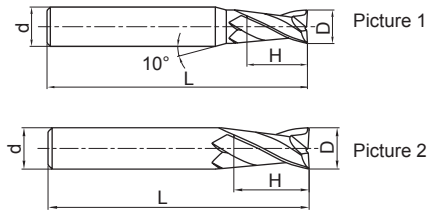
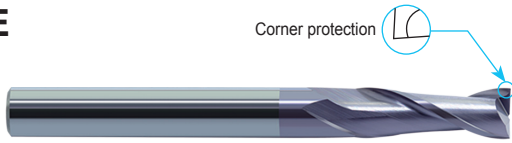


2-flute flattened end mills with straight shank



GM-2E



- Very suitable for slot milling.
- Wide application.



Type	Basic dimension(mm)				Number of teeth Z	Geometry	Stock
	D	d	H	L			
GM-2E-D1.0F	1.0	3	3	50	2	Picture 1	○
GM-2E-D1.0S	1.0	4	3	50	2	Picture 1	●
GM-2E-D1.0	1.0	6	3	50	2	Picture 1	●
GM-2E-D1.5F	1.5	3	4	50	2	Picture 1	○
GM-2E-D1.5S	1.5	4	4	50	2	Picture 1	●
GM-2E-D1.5	1.5	6	4	50	2	Picture 1	●
GM-2E-D2.0F	2.0	3	6	50	2	Picture 1	○
GM-2E-D2.0S	2.0	4	6	50	2	Picture 1	●
GM-2E-D2.0	2.0	6	6	50	2	Picture 1	●
GM-2E-D2.5S	2.5	4	8	50	2	Picture 1	●
GM-2E-D2.5	2.5	6	8	50	2	Picture 1	●
GM-2E-D3.0F	3.0	3	8	50	2	Picture 2	○
GM-2E-D3.0S	3.0	4	8	50	2	Picture 1	●
GM-2E-D3.0	3.0	6	8	50	2	Picture 1	●
GM-2E-D3.5S	3.5	4	10	50	2	Picture 1	○
GM-2E-D3.5	3.5	6	10	50	2	Picture 1	●
GM-2E-D4.0S	4.0	4	11	50	2	Picture 2	●
GM-2E-D4.0	4.0	6	11	50	2	Picture 1	●
GM-2E-D4.5	4.5	6	11	50	2	Picture 1	●
GM-2E-D5.0	5.0	6	13	50	2	Picture 1	●
GM-2E-D5.5	5.5	6	16	50	2	Picture 1	●
GM-2E-D6.0	6.0	6	16	50	2	Picture 2	●
GM-2E-D7.0	7.0	8	20	60	2	Picture 1	●
GM-2E-D8.0	8.0	8	20	60	2	Picture 2	●
GM-2E-D9.0	9.0	10	22	75	2	Picture 1	●
GM-2E-D10.0	10.0	10	25	75	2	Picture 2	●
GM-2E-D11.0	11.0	12	26	75	2	Picture 1	●
GM-2E-D12.0	12.0	12	30	75	2	Picture 2	●
GM-2E-D14.0	14.0	14	32	75	2	Picture 2	●
GM-2E-D16.0	16.0	16	45	100	2	Picture 2	●
GM-2E-D18.0	18.0	18	45	100	2	Picture 2	●
GM-2E-D20.0	20.0	20	45	100	2	Picture 2	●

● Stock available ○ Make-to-order

Applicable workpiece material table ○ Very suitable ○ Suitable

Workpiece material											
Carbon steel	Alloy steel	Pre-hardened steel, Hardened steel				Stainless steel	Cast iron, Nodular cast iron	Copper alloy	Aluminum alloy	Titanium alloy	Heat resistant alloy
		~40HRC	~50HRC	~55HRC	~68HRC						
○	○	○	○	○	○	○					



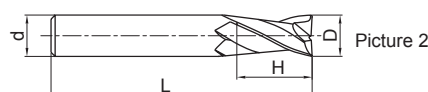
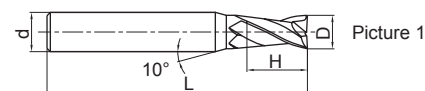

Indexable milling tools
Solid carbide end mills
GM series

GM series for general machining

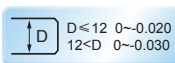
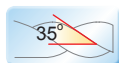
2-flute flattened end mills with straight shank



GM-2F



- Slot milling.
- Wide application.



Type	Basic dimension(mm)				Number of teeth Z	Geometry	Stock
	D	d	H	L			
GM-2F-D1.0S	1.0	4	3	50	2	Picture 1	○
GM-2F-D1.0	1.0	6	3	50	2	Picture 1	○
GM-2F-D1.5S	1.5	4	4	50	2	Picture 1	○
GM-2F-D1.5	1.5	6	4	50	2	Picture 1	○
GM-2F-D2.0S	2.0	4	6	50	2	Picture 1	○
GM-2F-D2.0	2.0	6	6	50	2	Picture 1	○
GM-2F-D2.5S	2.5	4	8	50	2	Picture 1	○
GM-2F-D2.5	2.5	6	8	50	2	Picture 1	○
GM-2F-D3.0S	3.0	4	8	50	2	Picture 1	○
GM-2F-D3.0	3.0	6	8	50	2	Picture 1	○
GM-2F-D3.5	3.5	6	10	50	2	Picture 1	○
GM-2F-D4.0S	4.0	4	11	50	2	Picture 2	○
GM-2F-D4.0	4.0	6	11	50	2	Picture 1	○
GM-2F-D4.5	4.5	6	11	50	2	Picture 1	○
GM-2F-D5.0	5.0	6	13	50	2	Picture 1	○
GM-2F-D5.5	5.5	6	16	50	2	Picture 1	○
GM-2F-D6.0	6.0	6	16	50	2	Picture 2	○
GM-2F-D7.0	7.0	8	20	60	2	Picture 1	○
GM-2F-D8.0	8.0	8	20	60	2	Picture 2	○
GM-2F-D9.0	9.0	10	22	75	2	Picture 1	○
GM-2F-D10.0	10.0	10	25	75	2	Picture 2	○
GM-2F-D11.0	11.0	12	26	75	2	Picture 1	○
GM-2F-D12.0	12.0	12	30	75	2	Picture 2	○
GM-2F-D14.0	14.0	14	32	75	2	Picture 2	○
GM-2F-D16.0	16.0	16	45	100	2	Picture 2	○
GM-2F-D18.0	18.0	18	45	100	2	Picture 2	○
GM-2F-D20.0	20.0	20	45	100	2	Picture 2	○

● Stock available ○ Make-to-order

Applicable workpiece material table

● Very suitable ○ Suitable

Workpiece material											
Carbon steel	Alloy steel	Pre-hardened steel, Hardened steel				Stainless steel	Cast iron, Nodular cast iron	Copper alloy	Aluminum alloy	Titanium alloy	Heat resistant alloy
		~40HRC	~50HRC	~55HRC	~68HRC						
○	○	○	○	○	○	○	○	○	○	○	

Code key

B258

Graphics category and identification

B259

Cutting parameters

B501

Non-standard customization

B570-B571