2-flute ball nose end mills with taper neck

Deep ball nose slot

PM-2BC

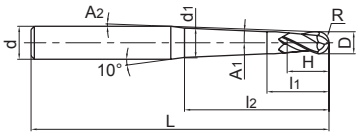

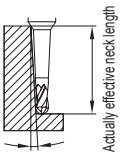

Degree of workpiece declining

- High-rigidity taper neck structure.

Type	Basic dimension(mm)										Number of teeth Z	Degree of workpiece declining corresponding actually effective neck length				Stock
	D	R	A_1	H	l_2	l_1	A_2	d_1	L	d		0.5°	1°	2°	3°	
PM-2BC05-R0.25-M03	0.5	0.25	0.5°	0.5	3	1.5	7.8°	0.49	50	4	2	3.3	3.5	3.9	4.4	○
PM-2BC05-R0.25-M05					5		6.8°	0.53			2	5.3	5.6	6.2	7.1	○
PM-2BC10-R0.25-M03			1.0°		3		7.8°	0.52			2	-	3.4	3.8	4.3	○
PM-2BC10-R0.25-M05					5		6.9°	0.59			2	-	5.4	6.0	6.8	○
PM-2BC15-R0.25-M03			1.5°		3		7.9°	0.54			2	-	-	3.7	4.1	○
PM-2BC15-R0.25-M05					5		7.0°	0.65			2	-	-	5.8	6.6	○
PM-2BC05-R0.30-M05	0.6	0.30	0.5°	0.6	5	1.6	6.8°	0.62	50	4	2	5.3	5.6	6.2	7.1	○
PM-2BC05-R0.30-M08					8		5.7°	0.68			2	8.3	8.7	9.8	11.1	○
PM-2BC10-R0.30-M05			1.0°		5		6.8°	0.68			2	-	5.4	6.0	6.8	○
PM-2BC10-R0.30-M08					8		5.8°	0.79			2	-	8.4	9.4	10.7	○
PM-2BC10-R0.30-M10					10		5.2°	0.86			2	-	10.4	11.6	13.2	○
PM-2BC10-R0.30-M12					12		4.8°	0.93			2	-	12.4	13.9	15.8	○
PM-2BC10-R0.30-M15					15		4.2°	1.03			2	-	15.4	17.2	19.6	○
PM-2BC15-R0.30-M05			1.5°		5		6.9°	0.74			2	-	-	5.8	6.6	○
PM-2BC15-R0.30-M08					8		5.9°	0.90			2	-	-	9.0	10.2	○
PM-2BC05-R0.40-M08	0.8	0.40	0.5°	0.8	8	1.8	5.5°	0.87	50	4	2	8.3	8.7	9.8	11.1	○
PM-2BC05-R0.40-M12					12		4.5°	0.94	60		2	12.3	13.0	14.5	16.5	○
PM-2BC10-R0.40-M08			1.0°		8		5.6°	0.98	50		2	-	8.4	9.4	10.7	○
PM-2BC10-R0.40-M12					12		4.6°	1.12	60		2	-	12.4	13.9	15.8	○
PM-2BC15-R0.40-M08			1.5°		8		5.8°	1.09	50		2	-	-	9.0	10.2	○
PM-2BC15-R0.40-M12					12		4.8°	1.30	60		2	-	-	13.2	15.0	○

● Stock available ○ Make-to-order

Applicable workpiece material table ◎Very suitable ○Suitable

Workpiece material											
Carbon steel	Alloy steel	Pre-hardened steel、Hardened steel				Stainless steel	Cast iron, Nodular cast iron	Copper alloy	Aluminum alloy	Titanium alloy	Heat resistant alloy
		~40HRC	~50HRC	~55HRC	~68HRC						
◎	◎	◎	◎	◎		○	◎			○	○

Code key B258
Graphics category and identification B259
Cutting parameters B493-B495
Non-standard customization B570-B571

2-flute ball nose end mills with taper neck

Deep ball nose slot

PM-2BC

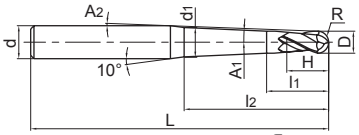

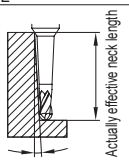

Degree of workpiece declining

- High-rigidity taper neck structure.

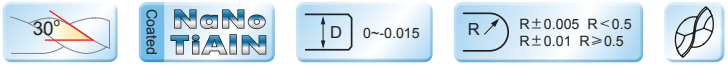

Type	Basic dimension(mm)										Number of teeth Z	Degree of workpiece declining corresponding actually effective neck length				Stock
	D	R	A1	H	l2	l1	A2	d1	L	d		0.5°	1°	2°	3°	
PM-2BC05-R0.50-M10	1.0	0.50	0.5°	1.0	10	2.5	6.1°	1.08	60	6	2	10.4	10.9	12.2	13.9	○
PM-2BC05-R0.50-M15					15		5.1°	1.16	60		2	15.4	16.2	18.2	20.7	○
PM-2BC05-R0.50-M20					20		4.4°	1.25	70		2	20.4	21.5	24.1	27.4	○
PM-2BC05-R0.50-M25					25		3.8°	1.34	70		2	25.4	26.8	30.0	34.2	○
PM-2BC05-R0.50-M30					30		3.4°	1.42	70		2	30.4	32.0	35.9	41.0	○
PM-2BC10-R0.50-M10			1.0°		10		6.2°	1.21	60		2	-	10.5	11.8	13.4	○
PM-2BC10-R0.50-M15					15		5.2°	1.38	60		2	-	15.5	17.4	19.8	○
PM-2BC10-R0.50-M20					20		4.5°	1.56	70		2	-	20.5	23.0	26.2	○
PM-2BC10-R0.50-M25					25		3.9°	1.73	70		2	-	25.5	28.6	32.6	○
PM-2BC10-R0.50-M30					30		3.5°	1.91	70		2	-	30.5	34.2	39.0	○
PM-2BC10-R0.50-M35					35		3.2°	2.08	80		2	-	35.5	39.8	45.4	○
PM-2BC15-R0.50-M10			1.5°		10		6.3°	1.34	60		2	-	-	11.3	12.8	○
PM-2BC15-R0.50-M15					15		5.3°	1.60	60		2	-	-	16.6	18.9	○
PM-2BC15-R0.50-M20					20		4.6°	1.86	70		2	-	-	21.9	24.9	○
PM-2BC20-R0.50-M15			2°		15		5.4°	1.82	60		2	-	-	15.8	18.0	○
PM-2BC20-R0.50-M20					20		4.7°	2.17	70		2	-	-	20.8	23.7	○
PM-2BC30-R0.50-M20			3°		20		5.0°	2.78	70		2	-	-	-	21.2	○
PM-2BC50-R0.50-M20			5°		20		5.7°	4.01	70		2	-	-	-	-	○
PM-2BC05-R0.60-M12	1.2	0.60	0.5°	1.2	12	2.7	5.6°	1.31	60	6	2	12.4	13.1	14.6	16.6	○
PM-2BC05-R0.60-M24					24		3.8°	1.52	70		2	24.4	25.7	28.8	32.8	○
PM-2BC10-R0.60-M12			1.0°		12		5.7°	1.47	60		2	-	12.5	14.0	15.9	○
PM-2BC10-R0.60-M24					24		3.9°	1.89	70		2	-	24.5	27.5	31.3	○
PM-2BC15-R0.60-M12			1.5°		12		5.8°	1.63	60		2	-	-	13.4	15.2	○
PM-2BC15-R0.60-M24					24		4.1°	2.26	70		2	-	-	26.2	29.8	○

● Stock available ○ Make-to-order

Applicable workpiece material table ◎Very suitable ○Suitable

Workpiece material											
Carbon steel	Alloy steel	Pre-hardened steel、Hardened steel				Stainless steel	Cast iron, Nodular cast iron	Copper alloy	Aluminum alloy	Titanium alloy	Heat resistant alloy
		~40HRC	~50HRC	~55HRC	~68HRC						
◎	◎	◎	◎	◎		○	◎			○	○

Code key B258
Graphics category and identification B259
Cutting parameters B493-B495
Non-standard customization B570-B571

2-flute ball nose end mills with taper neck

Deep ball nose slot

PM-2BC

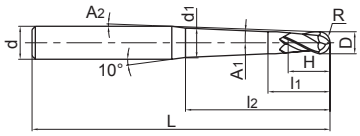

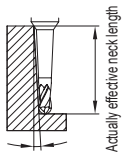

Degree of workpiece declining

- High-rigidity taper neck structure.

30° | Coated NaNo TiAlN | D 0~-0.015 | R R±0.005 R<0.5 R±0.01 R≥0.5

Type	Basic dimension(mm)										Number of teeth Z	Degree of workpiece declining corresponding actually effective neck length				Stock
	D	R	A1	H	l2	l1	A2	d1	L	d		0.5°	1°	2°	3°	
PM-2BC05-R0.75-M10	1.5	0.75	0.5°	1.5	10	3	5.9°	1.57	60	6	2	10.4	10.9	12.2	13.8	○
PM-2BC05-R0.75-M15					15		4.9°	1.65	60		2	15.4	16.2	18.1	20.6	○
PM-2BC05-R0.75-M30					30		3.2°	1.92	70		2	30.4	32.0	35.9	40.9	○
PM-2BC10-R0.75-M10			1.0°		10		6.0°	1.69	60		2	-	10.5	11.8	13.3	○
PM-2BC10-R0.75-M15					15		5.0°	1.86	60		2	-	15.5	17.4	19.7	○
PM-2BC10-R0.75-M20				1.5	20	3	4.2°	2.04	70	6	2	-	20.5	23.0	26.1	○
PM-2BC10-R0.75-M30					30		3.3°	2.39	70		2	-	30.5	34.2	39.0	○
PM-2BC15-R0.75-M10			1.5°		10		6.1°	1.81	60		2	-	-	11.3	12.8	○
PM-2BC15-R0.75-M15					15		5.1°	2.07	60		2	-	-	16.6	18.9	○
PM-2BC15-R0.75-M30					30		3.4°	2.86	70		2	-	-	32.5	37.0	○
PM-2BC05-R1.0-M20	2.0	1.0	0.5°	2.0	20	4	3.9°	2.18	60	6	2	20.7	21.7	24.3	27.6	○
PM-2BC05-R1.0-M30					30		2.9°	2.36	70		2	30.7	32.3	36.2	non-interference	○
PM-2BC05-R1.0-M40					40		2.4°	2.53	80		2	40.7	42.8	48.0	non-interference	○
PM-2BC10-R1.0-M20			1.0°		20		4.0°	2.46	60		2	-	20.8	23.3	26.4	○
PM-2BC10-R1.0-M25					25		3.4°	2.64	60		2	-	25.8	28.9	32.9	○
PM-2BC10-R1.0-M30					30		3.0°	2.81	70		2	-	30.8	34.5	39.3	○
PM-2BC10-R1.0-M35					35		2.7°	2.99	80		2	-	35.8	40.1	non-interference	○
PM-2BC10-R1.0-M40					40		2.5°	3.16	80		2	-	40.8	45.8	non-interference	○
PM-2BC10-R1.0-M50					50		2.1°	3.51	90		2	-	50.8	57.0	non-interference	○
PM-2BC15-R1.0-M20			1.5°	2	20	4	4.1°	2.74	60	6	2	-	-	22.3	25.3	○
PM-2BC15-R1.0-M30					30		3.1°	3.27	70		2	-	-	32.9	37.4	○
PM-2BC15-R1.0-M40					40		2.6°	3.79	80		2	-	-	43.5	non-interference	○
PM-2BC20-R1.0-M30			2°		30		3.3°	3.72	70		2	-	-	31.3	35.5	○
PM-2BC20-R1.0-M40					40		2.7°	4.42	80		2	-	-	41.3	non-interference	○
PM-2BC30-R1.0-M30			3°		30		3.5°	4.63	70		2	-	-	-	31.8	○
PM-2BC30-R1.0-M40					40		2.9°	5.68	80		2	-	-	-	non-interference	○

● Stock available ○ Make-to-order

Applicable workpiece material table

◎Very suitable ○Suitable

Workpiece material											
Carbon steel	Alloy steel	Pre-hardened steel、Hardened steel				Stainless steel	Cast iron, Nodular cast iron	Copper alloy	Aluminum alloy	Titanium alloy	Heat resistant alloy
		~40HRC	~50HRC	~55HRC	~68HRC						
◎	◎	◎	◎	◎		○	◎			○	○

Code key B258 | Graphics category and identification B259 | Cutting parameters B493-B495 | Non-standard customization B570-B571

2-flute ball nose end mills with taper neck

Deep ball nose slot

PM-2BC

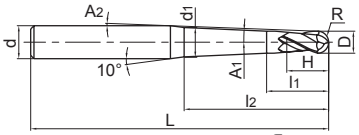

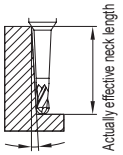

Degree of workpiece declining

- High-rigidity taper neck structure.

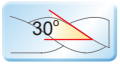

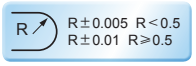

Type	Basic dimension(mm)										Number of teeth Z	Degree of workpiece declining corresponding actually effective neck length				Stock
	D	R	A_1	H	l_2	l_1	A_2	d_1	L	d		0.5°	1°	2°	3°	
PM-2BC05-R1.5-M30	3.0	1.5	0.5°	3	30	6	2.4°	3.32	70	6	2	30.7	32.3	36.2	Non-interference	○
PM-2BC05-R1.5-M40					40		1.9°	3.50	80		2	40.7	42.9	Non-interference	Non-interference	○
PM-2BC05-R1.5-M50					50		1.6°	3.67	90		2	50.7	53.4	Non-interference	Non-interference	○
PM-2BC10-R1.5-M30			1.0°		30		2.5°	3.74	70		2	-	31.0	34.7	Non-interference	○
PM-2BC10-R1.5-M40					40		2.0°	4.09	80		2	-	41.0	45.9	Non-interference	○
PM-2BC10-R1.5-M50					50		1.7°	4.44	90		2	-	51.0	Non-interference	Non-interference	○
PM-2BC15-R1.5-M30			1.5°		30		2.6°	4.16	70		2	-	-	33.1	Non-interference	○
PM-2BC15-R1.5-M40					40		2.1°	4.69	80		2	-	-	43.8	Non-interference	○
PM-2BC15-R1.5-M50					50		1.7°	5.21	90		2	-	-	Non-interference	Non-interference	○
PM-2BC05-R2.0-M60	4.0	2.0	0.5°	4	60	7	1.0°	4.83	110	6	2	60.8	64.0	Non-interference	Non-interference	○
PM-2BC10-R2.0-M60			1.0°		60		1.0°	5.76	110		2	-	61.1	Non-interference	Non-interference	○

● Stock available ○ Make-to-order

Applicable workpiece material table ◎Very suitable ○Suitable

Workpiece material											
Carbon steel	Alloy steel	Pre-hardened steel、Hardened steel				Stainless steel	Cast iron, Nodular cast iron	Copper alloy	Aluminum alloy	Titanium alloy	Heat resistant alloy
		~40HRC	~50HRC	~55HRC	~68HRC						
◎	◎	◎	◎	◎		○	◎			○	○

Code key B258
Graphics category and identification B259
Cutting parameters B493-B495
Non-standard customization B570-B571