CC□□ (Positive inserts)

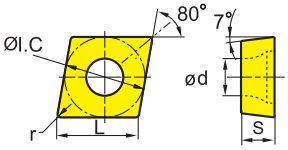

Good working condition · Normal working condition · Bad working condition

Workpiece material	YBC151	YBC152	YBC251	YBC252	YBC351	YBC352	YBG102	YBG105	YBG202	YBG205	YBG212	YBG302	YBM151	YBM153	YBM215	YBM251	YBM253	YBS103	YBD052	YBD102	YBD152	YBD252	YNG151	YNG151C	YD101	YD201
P Steel	😊	😊	😐	😐	☹	☹	😊		😐	😐		☹											😊	😊		
M Stainless steel							😊		😐	😐			😐	😊	😊	😐	😐						😊	😊		
K Cast iron																			😊	😐	☹	☹				☹
N Non-ferrous metal																									😐	☹
S Heat resistant alloy, Ti alloy							😊	😊			😊							😊							😊	

Inserts shape	Type	Dimensions(mm) L	ØI.C	S	ød	r	YBC151	YBC152	YBC251	YBC252	YBC351	YBC352	YBG102	YBG105	YBG202	YBG205	YBG212	YBG302	YBM151	YBM153	YBM215	YBM251	YBM253	YBS103	YBD052	YBD102	YBD152	YBD252	YNG151 (Cermet)	YNG151C (Coated cermet)	YD101 (Cemented carbide)	YD201 (Cemented carbide)
USF For extra finishing	CCGT09T301R-USF	9.7	9.525	3.97	4.4	0.1									○	○																
	CCGT09T302R-USF	9.7	9.525	3.97	4.4	0.2									●	○																
	CCGT09T304R-USF	9.7	9.525	3.97	4.4	0.4									○	○																
USF For extra finishing	CCGT09T301L-USF	9.7	9.525	3.97	4.4	0.1									○	○																
	CCGT09T302L-USF	9.7	9.525	3.97	4.4	0.2									●	○																
	CCGT09T304L-USF	9.7	9.525	3.97	4.4	0.4									○	○																
SF For extra finishing	CCGT060202-SF	6.4	6.35	2.38	2.8	0.2							○																○	○		
	CCGT060204-SF	6.4	6.35	2.38	2.8	0.4							○																○	○		
	CCGT09T304-SF	9.7	9.525	3.97	4.4	0.4							○																○	★		
HF For finishing	CCMT060202-HF	6.4	6.35	2.38	2.8	0.2		★	●	★					●														○			○
	CCMT060204-HF	6.4	6.35	2.38	2.8	0.4		★	●	○	○				●												●		●		●	
	CCMT060208-HF	6.4	6.35	2.38	2.8	0.8		★	●		○				●							○							●			
	CCMT09T302-HF	9.7	9.525	3.97	4.4	0.2			●	○					●														●			○
	CCMT09T304-HF	9.7	9.525	3.97	4.4	0.4		★	●	★	○				●											●	●		●	○		○
	CCMT09T308-HF	9.7	9.525	3.97	4.4	0.8		★	●	○	○				●							○			○	○	○		●		○	○
	CCMT120404-HF	12.9	12.7	4.76	5.56	0.4	●	○	●	○																	●		○			
	CCMT120408-HF	12.9	12.7	4.76	5.56	0.8		○																								

★Recommended grade (always stock available) ●Available grade (always stock available) ○Make-to-order

Applicable tool

SCACR/L Kr:90°

Page A184

SCLCR/L Kr:95°

A185

SCLCR/L Kr:95°

A218

SCFCR/L Kr:90°

A232

SCLCR/L Kr:95°

A233

Insert code key A50–A51
Grade selection reference A19/A36–A48
Chipbreaker selection reference A22–A35
Recommended cutting parameters A241–A244

CC□□ (Positive inserts)

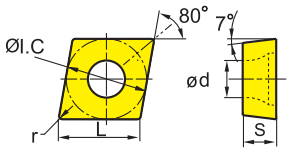

😊 Good working condition 😐 Normal working condition ☹ Bad working condition

Workpiece material		YBC151	YBC152	YBC251	YBC252	YBC351	YBC352	YBG102	YBG105	YBG202	YBG205	YBG212	YBG302	YBM151	YBM153	YBM215	YBM251	YBM253	YBS103	YBD052	YBD102	YBD152	YBD252	YNG151	YNG151C	YD101	YD201
P	Steel	😊	😊	😐	😐	☹	☹	😊		😐	😐		☹											😊	😊		
M	Stainless steel							😊		😐	😐			😐	😊	😊	😐	😐						😊	😊		
K	Cast iron																			😊	😐	☹	☹				☹
N	Non-ferrous metal																									😐	☹
S	Heat resistant alloy, Ti alloy							😊	😊			😊							😊							😊	

Inserts shape	Type	Dimensions(mm) L	ØI.C	S	ød	r	YBC151	YBC152	YBC251	YBC252	YBC351	YBC352	YBG102	YBG105	YBG202	YBG205	YBG212	YBG302	YBM151	YBM153	YBM215	YBM251	YBM253	YBS103	YBD052	YBD102	YBD152	YBD252	YNG151	YNG151C	YD101	YD201
							Coated cemented carbide																						Cermet	Coated cermet	Cemented carbide	
EF For finishing	CCMT060202-EF	6.4	6.35	2.38	2.8	0.2							○		●	★				★	○											
	CCMT060204-EF	6.4	6.35	2.38	2.8	0.4							○		●	★				★	○											
	CCMT09T302-EF	9.7	9.525	3.97	4.4	0.2							○		●	★				★	○											
	CCMT09T304-EF	9.7	9.525	3.97	4.4	0.4							○		●	★				★	★											
	CCMT09T308-EF	9.7	9.525	3.97	4.4	0.8							○		●	★				○	★											
	CCMT120404-EF	12.9	12.7	4.76	5.56	0.4							○		●	★				★	○											
	CCMT120408-EF	12.9	12.7	4.76	5.56	0.8							○		●	★				○	○											
HM For semi-finishing	CCMT060204-HM	6.4	6.35	2.38	2.8	0.4		★	●	★	○				●							●				●	●					●
	CCMT060208-HM	6.4	6.35	2.38	2.8	0.8		★	●	○	○				●							○				○	●					
	CCMT09T304-HM	9.7	9.525	3.97	4.4	0.4	●	★	●	★	●				●							●				●	●					
	CCMT09T308-HM	9.7	9.525	3.97	4.4	0.8		★	●	★	●				●							●				●	●					
	CCMT120404-HM	12.9	12.7	4.76	5.56	0.4		★	●	○	○											○				○	○					
	CCMT120408-HM	12.9	12.7	4.76	5.56	0.8		★	●	★	●				○							●				●	●					
	CCMT120412-HM	12.9	12.7	4.76	5.56	1.2		○	○																	○						
EM For semi-finishing	CCMT060204-EM	6.4	6.35	2.38	2.8	0.4									●	★					○		★									
	CCMT060208-EM	6.4	6.35	2.38	2.8	0.8									●	★					○		★									
	CCMT09T304-EM	9.7	9.525	3.97	4.4	0.4									●	★					★		★									
	CCMT09T308-EM	9.7	9.525	3.97	4.4	0.8									●	★					★		★									
	CCMT120404-EM	12.9	12.7	4.76	5.56	0.4									●	★					○		★									
	CCMT120408-EM	12.9	12.7	4.76	5.56	0.8									●	★					○		★									
	CCMT120412-EM	12.9	12.7	4.76	5.56	1.2									●	★					○		★									

★Recommended grade (always stock available) ●Available grade (always stock available) ○Make-to-order

Applicable tool

SCACR/L Kr:90°

Page A184

SCLCR/L Kr:95°

A185

SCLCR/L Kr:95°

A218

SCFCR/L Kr:90°

A232

SCLCR/L Kr:95°

A233

CC□□ (Positive inserts)

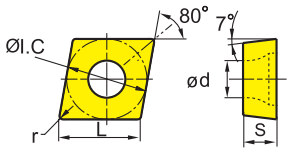

Good working condition · Normal working condition · Bad working condition

Workpiece material	YBC151	YBC152	YBC251	YBC252	YBC351	YBC352	YBG102	YBG105	YBG202	YBG205	YBG212	YBG302	YBM151	YBM153	YBM215	YBM251	YBM253	YBS103	YBD052	YBD102	YBD152	YBD252	YNG151	YNG151C	YD101	YD201
P Steel	😊	😊	😐	😐	☹	☹	😊		😐	😐		☹											😊	😊		
M Stainless steel							😊		😐	😐			😐	😊	😊	😐	😐						😊	😊		
K Cast iron																			😊	😐	☹	☹				☹
N Non-ferrous metal																									😐	☹
S Heat resistant alloy, Ti alloy							😊	😊			😊							😊							😊	

Inserts shape	Type	Dimensions(mm) L	ØI.C	S	ød	r	YBC151	YBC152	YBC251	YBC252	YBC351	YBC352	YBG102	YBG105	YBG202	YBG205	YBG212	YBG302	YBM151	YBM153	YBM215	YBM251	YBM253	YBS103	YBD052	YBD102	YBD152	YBD252	YNG151 (Cermet)	YNG151C (Coated cermet)	YD101 (Cemented carbide)	YD201 (Cemented carbide)
HR For roughing	CCMT060204-HR	6.4	6.35	2.38	2.8	0.4		○	●	○	○				○																	
	CCMT060208-HR	6.4	6.35	2.38	2.8	0.8		○	●		●											●					●					
	CCMT09T304-HR	9.7	9.525	3.97	4.4	0.4			●		○				○																	
	CCMT09T308-HR	9.7	9.525	3.97	4.4	0.8		★	●	★	●											●			●	●	●				●	
	CCMT120408-HR	12.9	12.7	4.76	5.56	0.8		★	●		●				○							●			●	●	●				●	●
	CCMT120412-HR	12.9	12.7	4.76	5.56	1.2		○	●		●											○				●	○					
LC For Al machining	CCGX060202-LC	6.4	6.35	2.38	2.8	0.2																									★	
	CCGX060204-LC	6.4	6.35	2.38	2.8	0.4																									★	
	CCGX09T302-LC	9.7	9.525	3.97	4.4	0.2																									★	
	CCGX09T304-LC	9.7	9.525	3.97	4.4	0.4																									★	
	CCGX09T308-LC	9.7	9.525	3.97	4.4	0.8																									★	
	CCGX120404-LC	12.9	12.7	4.76	5.5	0.4																									★	
	CCGX120408-LC	12.9	12.7	4.76	5.5	0.8																									★	
LH For Al machining	CCGX060202-LH	6.4	6.35	2.38	2.8	0.2																									★	
	CCGX060204-LH	6.4	6.35	2.38	2.8	0.4																									★	●
	CCGX060208-LH	6.4	6.35	2.38	2.8	0.8																									★	
	CCGX09T302-LH	9.7	9.525	3.97	4.4	0.2																									★	

★Recommended grade (always stock available) ●Available grade (always stock available) ○Make-to-order

Applicable tool

SCACR/L Kr:90°

Page A184

SCLCR/L Kr:95°

A185

SCLCR/L Kr:95°

A218

SCFCR/L Kr:90°

A232

SCLCR/L Kr:95°

A233

Insert code key A50–A51
Grade selection reference A19/A36–A48
Chipbreaker selection reference A22–A35
Recommended cutting parameters A241–A244

CC□□ (Positive inserts)

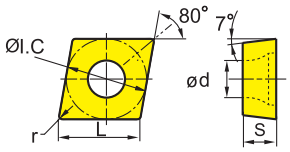

Good working condition · Normal working condition · Bad working condition

Workpiece material	YBC151	YBC152	YBC251	YBC252	YBC351	YBC352	YBG102	YBG105	YBG202	YBG205	YBG212	YBG302	YBM151	YBM153	YBM215	YBM251	YBM253	YBS103	YBD052	YBD102	YBD152	YBD252	YNG151	YNG151C	YD101	YD201
P Steel	😊	😊	😐	😐	☹	☹	😊		😐	😐		☹											😊	😊		
M Stainless steel							😊		😐	😐			😐	😊	😊	😐	😐						😊	😊		
K Cast iron																			😊	😐	☹	☹				☹
N Non-ferrous metal																									😐	☹
S Heat resistant alloy, Ti alloy							😊	😊			😊							😊							😊	

Inserts shape	Type	Dimensions(mm) L	ØI.C	S	ød	r	YBC151	YBC152	YBC251	YBC252	YBC351	YBC352	YBG102	YBG105	YBG202	YBG205	YBG212	YBG302	YBM151	YBM153	YBM215	YBM251	YBM253	YBS103	YBD052	YBD102	YBD152	YBD252	YNG151 (Cermet)	YNG151C (Coated cermet)	YD101 (Cemented carbide)	YD201 (Cemented carbide)
LH For Al machining	CCGX09T304-LH	9.7	9.525	3.97	4.4	0.4																									★	●
	CCGX09T308-LH	9.7	9.525	3.97	4.4	0.8																									★	
	CCGX120402-LH	12.9	12.7	4.76	5.56	0.2																									○	
	CCGX120404-LH	12.9	12.7	4.76	5.56	0.4																									★	
	CCGX120408-LH	12.9	12.7	4.76	5.56	0.8																									★	
	CCGX120412-LH	12.9	12.7	4.76	5.56	1.2																									○	
Without chipbreaker	CCMW060204	6.4	6.35	2.38	2.8	0.4																									●	
	CCMW09T304	9.7	9.525	3.97	4.4	0.4																									●	●
	CCMW09T308	9.7	9.525	3.97	4.4	0.8	○																								○	
	CCMW120404	12.9	12.7	4.76	5.56	0.4																										●
	CCMW120408	12.9	12.7	4.76	5.56	0.8																									●	○

★Recommended grade (always stock available) ●Available grade (always stock available) ○Make-to-order

Applicable tool

SCACR/L Kr:90°

Page A184

SCLCR/L Kr:95°

A185

SCLCR/L Kr:95°

A218

SCFCR/L Kr:90°

A232

SCLCR/L Kr:95°

A233